






NAVEL HEALTH

Prevention is key!

Recent studies in Canada show that between 19 to 27% of calves can have an enlarged or abnormal umbilicus (navel). Before shipping male dairy calves off the farm, double-check to ensure the navel is well-healed and dry. This is best done by palpating (feeling) the navel.

It is estimated that an infected navel can cost around \$40 in losses.

<p>Unhealed</p>	<ul style="list-style-type: none"> • Ensure calving area is clean, dry and free of manure • Dip with 7% iodine or 2% chlorhexidine • Follow navel care protocol 	
<p>Healing</p>	<ul style="list-style-type: none"> • Monitor daily to ensure normal healing process, about 9 days • Maintain clean calf housing and provide adequate bedding • Infection can occur within the first 3 weeks 	
<p>Infected</p>	<p>If the navel:</p> <ul style="list-style-type: none"> • Is greater than 1.3 cm • Has pain • Has heat • Has discharge <p>Then:</p> <ul style="list-style-type: none"> • Follow navel care protocol • Treat • Observe meat withdrawal <div data-bbox="841 1060 1112 1165" style="border: 1px solid black; padding: 5px; display: inline-block;"> <p>Note: A calf with an infected navel is unfit to be transported.</p> </div>	
<p>Hernia</p>	<ul style="list-style-type: none"> • The umbilical ring fails to close after birth • Abdominal contents protrude through the opening (the area around the navel will feel mushy) • If umbilical ring is greater than 6 cm consult veterinarian 	
<p>Completely healed</p>	<ul style="list-style-type: none"> • Off to a great start! • Maintain clean calf housing and continue to provide adequate bedding 	

FOR MORE INFORMATION VISIT WWW.CALFCARE.CA

 @OntarioVeal

 @CalfCareCorner

 @CalfCareCorner